



## MINUTES

NOVEMBER 19, 2024

### BRAZOS COUNTY COMMISSIONERS COURT

### SPECIAL CALLED SESSION

---

1. Call to Order

A Special Called Session of the Commissioners' Court of Brazos County, Texas was held in room 332 in the Brazos County Administration Building, 200 S. Texas Avenue, Bryan, Texas beginning at 1:30 p.m. on Tuesday, November 19, 2024 with the following members of the Court present:

Duane Peter, County Judge, Presiding;  
Steve Aldrich, Commissioner, Precinct 1;  
Chuck Konderla, Commissioner, Precinct 2, Absent;  
Nancy Berry, Commissioner, Precinct 3;  
Wanda J. Watson, Commissioner, Precinct 4, Absent;  
Karen McQueen, County Clerk, Absent.

The attached sheet contain the names of the citizens and officials that were in attendance.

2. Consideration and approval of an Order Canvassing Election Returns held on Tuesday, November 5, 2024.

The Court proceeded to canvass the results of the General Election held on Tuesday, November 5, 2024. The County Judge read aloud the vote count for each result. Judge Peters proceeded to read the proposition results but noted that due to an error, no further action would be taken on the propositions. On motion by Commissioner Berry, seconded by Commissioner Aldrich, the Court voted unanimously to accept as true the county-wide totals as tabulated by the County's automated tabulating equipment and ordered results to be certified to the Secretary of State and recorded in the Official Election Results of Brazos County. A copy of the election results as tabulated is attached hereto.

Motion: Approve, Moved by Commissioner Nancy Berry, Seconded by Commissioner Steve Aldrich. Passed. 3-0. Ayes: Aldrich, Berry, Peters. Absent: Konderla, Watson.

3. Adjourn


FILED FOR RECORD

DATE 11-13-2024

AT 9:34 O'CLOCK A. M

KAREN MCQUEEN  
BRAZOS COUNTY CLERK

By [Signature]



**BRAZOS COUNTY  
BRYAN, TEXAS**

**NOTICE OF MEETING AND AGENDA**

**SPECIAL CALLED SESSION**

**BRAZOS COUNTY COMMISSIONERS COURT**

BRAZOS COUNTY COMMISSIONERS COURT WILL MEET IN A SPECIAL  
CALLED SESSION AS FOLLOWS:

MEETING DATE: November 19, 2024  
MEETING TIME: 1:30 PM  
MEETING PLACE: County Judge's Conference Room, 200 South Texas Ave.,  
Suite 332, Bryan, TX 77803

- 
1. Call to Order
  2. Consideration and approval of an Order Canvassing Election Returns held on Tuesday, November 5, 2024.
  3. Adjourn

The County Administration Building, 200 South Texas Avenue, Suite 332, Bryan, Texas is wheelchair accessible. Handicap parking spaces are available. Any request for sign interpretive services must be made two working days before the meeting. To make arrangements, please call (979) 361-4102.

# BRAZOS COUNTY COMMISSIONER'S COURT

19<sup>th</sup> DAY OF November, 2024  
1:30 AM/PM, Special Session

Name

(PLEASE PRINT)

Organization

(PLEASE PRINT)

Cathie Viens

Cynthia Wiley

Keith T. King

~~MIKE STREEY~~

Cheryl Coffman

Aubrey Leggett

Bruce Erratt

Trudy Hancock

Self

Comm. Court

Comm. Court

Co. Judge

Elections Admin.


The Secretary of State  
Canvass Report  
2024 General Election  
November 5, 2024

**Brazos County**


Total # Voters Voted 92,626  
Total # Provisional Ballots Cast 658  
Total # Provisional Ballots Counted 85

	Absentee	EarlyVoting	Election Day	VOTES
<b>Proposition A</b>				
For	2055	42148	11516	55,719
Against	310	16508	4741	21,559
<b>Proposition B</b>				
For	2058	42730	11740	56,528
Against	306	15783	4492	20,581

I, Trudy R. Hancock, REO, CERA, Brazos County Elections Official, do hereby certify the returns as shown on the official canvass statement are true and correct as certified by the Brazos County Commissioners Court.

  
\_\_\_\_\_

November 19, 2024



Canvassed this 19th day of November, 2024.

  
\_\_\_\_\_

Duane Peters, County Judge, Brazos County, Texas

**Due to errors in the election process the Commissioner's Court will take no further action.**

**PROPOSITION A**

Precincts			Voters		
Counted	Total	Percent	Ballots	Registered	Percent
116	116	100.00%	84,600	132,601	63.80%

Choice	Party	Absentee Voting		Early Voting		Election Day Voting		Total	
FOR		2,055	86.89%	42,148	71.86%	11,516	70.84%	55,719	72.10%
AGAINST		310	13.11%	16,508	28.14%	4,741	29.16%	21,559	27.90%
Cast Votes:		2,365	100.00%	58,656	100.00%	16,257	100.00%	77,278	100.00%
Undervotes:		281		5,380		1,660		7,321	
Overvotes:		1		0		0		1	

**PROPOSITION B**

Precincts			Voters		
Counted	Total	Percent	Ballots	Registered	Percent
116	116	100.00%	84,600	132,601	63.80%

Choice	Party	Absentee Voting		Early Voting		Election Day Voting		Total	
FOR		2,058	87.06%	42,730	73.03%	11,740	72.33%	56,528	73.31%
AGAINST		306	12.94%	15,783	26.97%	4,492	27.67%	20,581	26.69%
Cast Votes:		2,364	100.00%	58,513	100.00%	16,232	100.00%	77,109	100.00%
Undervotes:		282		5,523		1,685		7,490	
Overvotes:		1		0		0		1	

\*\*\* End of report \*\*\*

**The Secretary of State  
Canvass Report  
2024 General Election  
November 5, 2024**

**Brazos County**

Total # Voters Voted      92,626  
Total # Provisional Ballots Cast      658  
Total # Provisional Ballots Counted      85

	Absentee	EarlyVoting	Election Day	VOTES
<b>President/Vice-President</b>				
Donald J Trump/JD Vance	1265	45116	10290	56,671
Kamala D Harris/Tim Walz	1464	25459	6921	33,844
Chase Oliver/Mike Ter Maat	15	515	266	796
Jill Stein/Rudolph Ware	6	334	196	536
Cherunda Fox/Harlan McVay (w)	1	0	0	1
Claudia De la Cruz/Karina Garcia (w)	1	9	7	17
Cornel West/Melina Abdullah (w)	0	4	3	7
Jessie Cuellar/Wesley Lasley (w)	0	0	0	0
Peter Sonski/ Lauren Onak (w)	9	51	26	86
Shiva Ayyadurai/Crystal Ellis (w)	0	1	2	3

<b>US Senator</b>				
Ted Cruz	1271	43494	9388	54,153
Colin Allred	1424	26085	7340	34,849
Ted Brown	57	1723	927	2,707
Analisa Roche (w)	0	21	11	32
Tracy Andrus (w)	1	3	0	4

<b>US Representative District 10</b>				
Michael T McCaul	1377	45613	10200	57,190
Theresa Boisseau	1310	22918	6185	30,413
Jeff Miller	27	1781	920	2,728

<b>Railroad Commissioner</b>				
Christi Craddick	1267	44174	9730	55,171
Katherine Culbert	1201	21866	5693	28,760
Hawk Dunlap	41	2169	995	3,205
Eddie Espinoza	32	1292	639	1,963
Richard McKibbin (w)	2	22	7	31

<b>Justice, Supreme Court, Place 2</b>				
Jimmy Blacklock	1322	45808	10464	57,594
Dasean Jones	1222	23861	6620	31,703

**Justice, Supreme Court, Place 4**

John Devine	1293	45357	10351	57,001
Christine Vinh Weems	1244	24195	6681	32,120

**Justice, Supreme Court, Place 6**

Jane Bland	1292	44306	9768	55,366
Bonnie Lee Goldstein	1193	22908	6151	30,252
J David Roberson	56	2333	1128	3,517

**Presiding Judge, Court of Criminal Appeals**

David J Schenck	1307	45805	10484	57,596
Holly Taylor	1223	23568	6513	31,304

**Judge, Court of Criminal Appeals Place 7**

Gina Parker	1291	45721	10460	57,472
Nancy Mulder	1222	23460	6448	31,130

**Judge, Court of Criminal Appeals Place 8**

Lee Finley	1314	45967	10581	57,862
Chika Anyiam	1193	23014	6278	30,485

**Member, State Board of Education, District 10**

Tom Maynard	1311	39989	10305	51,605
Raquel Saenz Ortiz	1219	22276	6695	30,190

**State Representative District 12**

Trey Wharton	211	8529	2170	10,910
Dee Howard Mullins	223	2886	865	3,974

**State Representative District 14**

Paul Dyson	1095	31041	8126	40,262
Fred Medina	1001	19501	5830	26,332

**Chief Justice, 10th Court of Appeals District**

Matt Johnson	1650	48452	13804	63,906
--------------	------	-------	-------	--------

**Brazos County, District Judge, 272nd Judicial District**

John Brick	1667	48648	13874	64,189
------------	------	-------	-------	--------

**Brazos County, District Judge, 472nd Judicial District**

Jerrell Wise	1642	48017	13685	63,344
--------------	------	-------	-------	--------

**Brazos County, District Attorney, 85th Judicial District**

Jarvis Parsons	1722	48786	13769	64,277
----------------	------	-------	-------	--------

**Brazos County, County Attorney**

Earl Gray	1665	48249	13688	63,602
-----------	------	-------	-------	--------



**Brazos County, Sheriff**  
Wayne Dicky 1752 48612 13744 64,108


**Brazos County, Tax Assessor-Collector**  
Melissa Leonard 1707 48328 13714 63,749

**County Treasurer - Unexpired Term**  
Cristian Villarreal 1678 47920 13639 63,237


**Brazos County, County Commissioner Precinct 1**  
Bentley Nettles 487 15309 4188 19,984

**Brazos County, County Commissioner Precinct 3**  
Fred Brown 370 9203 2260 11,833  
Mike Southerland 154 3815 1192 5,161

I, Trudy R. Hancock, REO, CERA, Brazos County Elections Official, do hereby certify the returns as shown on the official canvass statement are true and correct as certified by the Brazos County Commissioners Court.

  
\_\_\_\_\_

November 19, 2024



Canvassed this 19th day of November, 2024.

  
\_\_\_\_\_

Duane Peters, County Judge, Brazos County, Texas

**OFFICIAL CUMULATIVE**  
**County**

2024 Nov 5th General and Special Elections

Run Time 10:50 AM  
Run Date 11/15/2024

**Brazos County**

**2024 November 5th General and Special Elections**

11/5/2024

Page 1

**Official Results**

Registered Voters  
92626 of 132601 = 69.85%

**PRESIDENT/ VICE-PRESIDENT**

Precincts			Voters		
Counted	Total	Percent	Ballots	Registered	Percent
125	125	100.00%	92,626	132,601	69.85%

Choice	Party	Absentee Voting		Early Voting		Election Day Voting		Total	
DONALD J. TRUMP / JD VANCE	REP	1,265	45.82%	45,116	63.11%	10,290	58.10%	56,671	61.63%
KAMALA D. HARRIS / TIM WALZ	DEM	1,464	53.02%	25,459	35.61%	6,921	39.08%	33,844	36.80%
CHASE OLIVER / MIKE TER MAAT	LIB	15	0.54%	515	0.72%	266	1.50%	796	0.87%
JILL STEIN / RUDOLPH WARE	GRE	6	0.22%	334	0.47%	196	1.11%	536	0.58%
Cherunda Fox/Harian McVay (W)		1	0.04%	0	0.00%	0	0.00%	1	0.00%
Claudia De la Cruz/Karina Garcia (W)		1	0.04%	9	0.01%	7	0.04%	17	0.02%
Cornel West/Melina Abdullah (W)		0	0.00%	4	0.01%	3	0.02%	7	0.01%
Jessie Cuellar/Wesley Lasley (W)		0	0.00%	0	0.00%	0	0.00%	0	0.00%
Peter Sonski/Lauren Onak (W)		9	0.33%	51	0.07%	26	0.15%	86	0.09%
Shiva Ayyadurai/Crystal Ellis (W)		0	0.00%	1	0.00%	2	0.01%	3	0.00%
Cast Votes:		2,761	100.00%	71,489	100.00%	17,711	100.00%	91,961	100.00%
Undervotes:		18		438		206		662	
Overvotes:		3		0		0		3	

**U.S. SENATOR**

Precincts			Voters		
Counted	Total	Percent	Ballots	Registered	Percent
124	124	100.00%	92,626	132,601	69.85%

Choice	Party	Absentee Voting		Early Voting		Election Day Voting		Total	
TED CRUZ	REP	1,271	46.17%	43,494	60.98%	9,388	53.14%	54,153	59.03%
COLIN ALLRED	DEM	1,424	51.73%	26,085	36.57%	7,340	41.55%	34,849	37.98%
TED BROWN	LIB	57	2.07%	1,723	2.42%	927	5.25%	2,707	2.95%
Analisa Roche (W)		0	0.00%	21	0.03%	11	0.06%	32	0.03%
Tracy Andrus (W)		1	0.04%	3	0.00%	0	0.00%	4	0.00%
Cast Votes:		2,753	100.00%	71,326	100.00%	17,666	100.00%	91,745	100.00%
Undervotes:		27		601		251		879	
Overvotes:		2		0		0		2	

**OFFICIAL CUMULATIVE  
County**

2024 Nov 5th General and Special  
Elections

Run Time 10:50 AM  
Run Date 11/15/2024

**Brazos County**

2024 November 5th General and Special Elections

11/5/2024

Page 2

**Official Results**

Registered Voters  
92,626 of 132,601 = 69.85%

**U.S. REPRESENTATIVE DISTRICT 10**

Precincts			Voters		
Counted	Total	Percent	Ballots	Registered	Percent
124	124	100.00%	92,626	132,601	69.85%

Choice	Party	Absentee Voting		Early Voting		Election Day Voting		Total	
MICHAEL T. MCCAUL	REP	1,377	50.74%	45,613	64.87%	10,200	58.94%	57,190	63.31%
THERESA BOISSEAU	DEM	1,310	48.27%	22,918	32.59%	6,185	35.74%	30,413	33.67%
JEFF MILLER	LIB	27	0.99%	1,781	2.53%	920	5.32%	2,728	3.02%
Cast Votes:		2,714	100.00%	70,312	100.00%	17,305	100.00%	90,331	100.00%
Undervotes:		68		1,615		612		2,295	
Overvotes:		0		0		0		0	

**RAILROAD COMMISSIONER**

Precincts			Voters		
Counted	Total	Percent	Ballots	Registered	Percent
123	123	100.00%	92,472	132,601	69.74%

Choice	Party	Absentee Voting		Early Voting		Election Day Voting		Total	
CHRISTI CRADDICK	REP	1,267	49.82%	44,174	63.54%	9,730	57.02%	55,171	61.90%
KATHERINE CULBERT	DEM	1,201	47.23%	21,866	31.45%	5,693	33.36%	28,760	32.27%
HAWK DUNLAP	LIB	41	1.61%	2,169	3.12%	995	5.83%	3,205	3.60%
EDDIE ESPINOZA	GRE	32	1.26%	1,292	1.86%	639	3.74%	1,963	2.20%
Richard McKibbin (W)		2	0.08%	22	0.03%	7	0.04%	31	0.03%
Cast Votes:		2,543	100.00%	69,523	100.00%	17,064	100.00%	89,130	100.00%
Undervotes:		104		2,385		853		3,342	
Overvotes:		0		0		0		0	

**JUSTICE, SUPREME COURT, PLACE 2**

Precincts			Voters		
Counted	Total	Percent	Ballots	Registered	Percent
123	123	100.00%	92,472	132,601	69.74%

Choice	Party	Absentee Voting		Early Voting		Election Day Voting		Total	
JIMMY BLACKLOCK	REP	1,322	51.97%	45,808	65.75%	10,464	61.25%	57,594	64.50%
DASEAN JONES	DEM	1,222	48.03%	23,861	34.25%	6,620	38.75%	31,703	35.50%
Cast Votes:		2,544	100.00%	69,669	100.00%	17,084	100.00%	89,297	100.00%
Undervotes:		103		2,239		833		3,175	
Overvotes:		0		0		0		0	

**OFFICIAL CUMULATIVE**  
**County**  
 2024 Nov 5th General and Special  
 Elections  
 Run Time 10:50 AM  
 Run Date 11/15/2024

**Brazos County**

2024 November 5th General and Special Elections

11/5/2024

Page 3

**Official Results**  
 Registered Voters  
 92626 of 132601 = 69.85%

**JUSTICE, SUPREME COURT, PLACE 4**

Precincts			Voters		
Counted	Total	Percent	Ballots	Registered	Percent
123	123	100.00%	92,472	132,601	69.74%

Choice	Party	Absentee Voting		Early Voting		Election Day Voting		Total	
JOHN DEVINE	REP	1,293	50.97%	45,357	65.21%	10,351	60.77%	57,001	63.96%
CHRISTINE VINH WEEMS	DEM	1,244	49.03%	24,195	34.79%	6,681	39.23%	32,120	36.04%
Cast Votes:		2,537	100.00%	69,552	100.00%	17,032	100.00%	89,121	100.00%
Undervotes:		110		2,356		885		3,351	
Overvotes:		0		0		0		0	

**JUSTICE, SUPREME COURT, PLACE 6**

Precincts			Voters		
Counted	Total	Percent	Ballots	Registered	Percent
123	123	100.00%	92,472	132,601	69.74%

Choice	Party	Absentee Voting		Early Voting		Election Day Voting		Total	
JANE BLAND	REP	1,292	50.85%	44,306	63.71%	9,768	57.30%	55,366	62.11%
BONNIE LEE GOLDSTEIN	DEM	1,193	46.95%	22,908	32.94%	6,151	36.08%	30,252	33.94%
J. DAVID ROBERSON	LIB	56	2.20%	2,333	3.35%	1,128	6.62%	3,517	3.95%
Cast Votes:		2,541	100.00%	69,547	100.00%	17,047	100.00%	89,135	100.00%
Undervotes:		106		2,361		870		3,337	
Overvotes:		0		0		0		0	

**PRESIDING JUDGE, COURT OF CRIMINAL APPEALS**

Precincts			Voters		
Counted	Total	Percent	Ballots	Registered	Percent
123	123	100.00%	92,472	132,601	69.74%

Choice	Party	Absentee Voting		Early Voting		Election Day Voting		Total	
DAVID J. SCHENCK	REP	1,307	51.66%	45,805	66.03%	10,484	61.68%	57,596	64.79%
HOLLY TAYLOR	DEM	1,223	48.34%	23,568	33.97%	6,513	38.32%	31,304	35.21%
Cast Votes:		2,530	100.00%	69,373	100.00%	16,997	100.00%	88,900	100.00%
Undervotes:		117		2,535		920		3,572	
Overvotes:		0		0		0		0	

**OFFICIAL CUMULATIVE  
County**

2024 Nov 5th General and Special  
Elections

Run Time: 10:50 AM  
Run Date: 11/15/2024

**Brazos County**

2024 November 5th General and Special Elections

11/5/2024

Page 4

**Official Results**

Registered Voters  
92626 of 132601 = 69.85%

**JUDGE, COURT OF CRIMINAL APPEALS PLACE 7**

Precincts			Voters		
Counted	Total	Percent	Ballots	Registered	Percent
123	123	100.00%	92,472	132,601	69.74%

Choice	Party	Absentee Voting		Early Voting		Election Day Voting		Total	
GINA PARKER	REP	1,291	51.37%	45,721	66.09%	10,460	61.86%	57,472	64.87%
NANCY MULDER	DEM	1,222	48.63%	23,460	33.91%	6,448	38.14%	31,130	35.13%
Cast Votes:		2,513	100.00%	69,181	100.00%	16,908	100.00%	88,602	100.00%
Undervotes:		134		2,727		1,009		3,870	
Overvotes:		0		0		0		0	

**JUDGE, COURT OF CRIMINAL APPEALS PLACE 8**

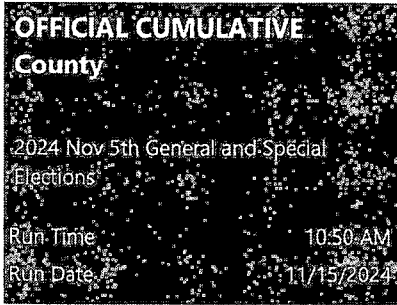
Precincts			Voters		
Counted	Total	Percent	Ballots	Registered	Percent
123	123	100.00%	92,472	132,601	69.74%

Choice	Party	Absentee Voting		Early Voting		Election Day Voting		Total	
LEE FINLEY	REP	1,314	52.41%	45,967	66.64%	10,581	62.76%	57,862	65.49%
CHIKA ANYIAM	DEM	1,193	47.59%	23,014	33.36%	6,278	37.24%	30,485	34.51%
Cast Votes:		2,507	100.00%	68,981	100.00%	16,859	100.00%	88,347	100.00%
Undervotes:		140		2,927		1,058		4,125	
Overvotes:		0		0		0		0	

**MEMBER, STATE BOARD OF EDUCATION, DISTRICT 10**

Precincts			Voters		
Counted	Total	Percent	Ballots	Registered	Percent
120	120	100.00%	85,049	132,601	64.14%

Choice	Party	Absentee Voting		Early Voting		Election Day Voting		Total	
TOM MAYNARD	REP	1,311	51.82%	39,989	64.22%	10,305	60.62%	51,605	63.09%
RAQUEL SAENZ ORTIZ	DEM	1,219	48.18%	22,276	35.78%	6,695	39.38%	30,190	36.91%
Cast Votes:		2,530	100.00%	62,265	100.00%	17,000	100.00%	81,795	100.00%
Undervotes:		117		2,220		917		3,254	
Overvotes:		0		0		0		0	



**Brazos County**

**2024 November 5th General and Special Elections**

11/5/2024

Page 5



**STATE REPRESENTATIVE DISTRICT 12**

Precincts			Voters		
Counted	Total	Percent	Ballots	Registered	Percent
41	41	100.00%	15,361	22,480	68.33%

Choice	Party	Absentee Voting		Early Voting		Election Day Voting		Total	
TREY WHARTON	REP	211	48.62%	8,529	74.72%	2,170	71.50%	10,910	73.30%
DEE HOWARD MULLINS	DEM	223	51.38%	2,886	25.28%	865	28.50%	3,974	26.70%
Cast Votes:		434	100.00%	11,415	100.00%	3,035	100.00%	14,884	100.00%
Undervotes:		16		320		141		477	
Overvotes:		0		0		0		0	

**STATE REPRESENTATIVE DISTRICT 14**

Precincts			Voters		
Counted	Total	Percent	Ballots	Registered	Percent
78	78	100.00%	69,260	110,121	62.89%

Choice	Party	Absentee Voting		Early Voting		Election Day Voting		Total	
PAUL DYSON	REP	1,095	52.24%	31,041	61.42%	8,126	58.23%	40,262	60.46%
FRED MEDINA	DEM	1,001	47.76%	19,501	38.58%	5,830	41.77%	26,332	39.54%
Cast Votes:		2,096	100.00%	50,542	100.00%	13,956	100.00%	66,594	100.00%
Undervotes:		101		1,780		785		2,666	
Overvotes:		0		0		0		0	

**CHIEF JUSTICE, 10TH COURT OF APPEALS DISTRICT**

Precincts			Voters		
Counted	Total	Percent	Ballots	Registered	Percent
119	119	100.00%	84,788	132,601	63.94%

Choice	Party	Absentee Voting		Early Voting		Election Day Voting		Total	
MATT JOHNSON	REP	1,650	100.00%	48,452	100.00%	13,804	100.00%	63,906	100.00%
Cast Votes:		1,650	100.00%	48,452	100.00%	13,804	100.00%	63,906	100.00%
Undervotes:		997		15,772		4,113		20,882	
Overvotes:		0		0		0		0	

**OFFICIAL CUMULATIVE**  
**County**

2024 Nov 5th General and Special  
Elections

Run Time: 10:50 AM  
Run Date: 11/15/2024

**Brazos County**

2024 November 5th General and Special Elections

11/5/2024

Page 6

**Official Results**

Registered Voters  
92626 of 132601 = 69.85%

**DISTRICT JUDGE, 272ND JUDICIAL DISTRICT**

Precincts			Voters		
Counted	Total	Percent	Ballots	Registered	Percent
116	116	100.00%	84,600	132,601	63.80%

Choice	Party	Absentee Voting		Early Voting		Election Day Voting		Total	
JOHN BRICK	REP	1,667	100.00%	48,648	100.00%	13,874	100.00%	64,189	100.00%
	Cast Votes:	1,667	100.00%	48,648	100.00%	13,874	100.00%	64,189	100.00%
	Undervotes:	980		15,388		4,043		20,411	
	Overvotes:	0		0		0		0	

**DISTRICT JUDGE, 472ND JUDICIAL DISTRICT**

Precincts			Voters		
Counted	Total	Percent	Ballots	Registered	Percent
116	116	100.00%	84,600	132,601	63.80%

Choice	Party	Absentee Voting		Early Voting		Election Day Voting		Total	
JERRELL WISE	REP	1,642	100.00%	48,017	100.00%	13,685	100.00%	63,344	100.00%
	Cast Votes:	1,642	100.00%	48,017	100.00%	13,685	100.00%	63,344	100.00%
	Undervotes:	1,005		16,019		4,232		21,256	
	Overvotes:	0		0		0		0	

**DISTRICT ATTORNEY, 85TH JUDICIAL DISTRICT**

Precincts			Voters		
Counted	Total	Percent	Ballots	Registered	Percent
116	116	100.00%	84,600	132,601	63.80%

Choice	Party	Absentee Voting		Early Voting		Election Day Voting		Total	
JARVIS PARSONS	REP	1,722	100.00%	48,786	100.00%	13,769	100.00%	64,277	100.00%
	Cast Votes:	1,722	100.00%	48,786	100.00%	13,769	100.00%	64,277	100.00%
	Undervotes:	925		15,250		4,148		20,323	
	Overvotes:	0		0		0		0	

**OFFICIAL CUMULATIVE**  
**County**  
 2024 Nov 5th General and Special  
 Elections  
 Run Time: 10:50 AM  
 Run Date: 11/15/2024

**Brazos County**

2024 November 5th General and Special Elections

11/5/2024

Page 7

**Official Results**  
 Registered Voters  
 92626 of 132601 = 69.85%

**COUNTY ATTORNEY**

Precincts			Voters		
Counted	Total	Percent	Ballots	Registered	Percent
116	116	100.00%	84,600	132,601	63.80%

Choice	Party	Absentee Voting		Early Voting		Election Day Voting		Total	
EARL GRAY	REP	1,665	100.00%	48,249	100.00%	13,688	100.00%	63,602	100.00%
	Cast Votes:	1,665	100.00%	48,249	100.00%	13,688	100.00%	63,602	100.00%
	Undervotes:	982		15,787		4,229		20,998	
	Overvotes:	0		0		0		0	

**SHERIFF**

Precincts			Voters		
Counted	Total	Percent	Ballots	Registered	Percent
116	116	100.00%	84,600	132,601	63.80%

Choice	Party	Absentee Voting		Early Voting		Election Day Voting		Total	
WAYNE DICKY	REP	1,752	100.00%	48,612	100.00%	13,744	100.00%	64,108	100.00%
	Cast Votes:	1,752	100.00%	48,612	100.00%	13,744	100.00%	64,108	100.00%
	Undervotes:	895		15,424		4,173		20,492	
	Overvotes:	0		0		0		0	

**COUNTY TAX ASSESSOR-COLLECTOR**

Precincts			Voters		
Counted	Total	Percent	Ballots	Registered	Percent
116	116	100.00%	84,600	132,601	63.80%

Choice	Party	Absentee Voting		Early Voting		Election Day Voting		Total	
MELISSA LEONARD	REP	1,707	100.00%	48,328	100.00%	13,714	100.00%	63,749	100.00%
	Cast Votes:	1,707	100.00%	48,328	100.00%	13,714	100.00%	63,749	100.00%
	Undervotes:	940		15,708		4,203		20,851	
	Overvotes:	0		0		0		0	



**OFFICIAL CUMULATIVE**  
**County**

2024 Nov 5th General and Special  
Elections

Run Time 10:50 AM  
Run Date 11/15/2024

**Brazos County**

2024 November 5th General and Special Elections

11/5/2024

Page 8

**Official Results**

**Registered Voters**  
92626 of 132601 = 69.85%

**COUNTY TREASURER - UNEXPIRED TERM**

Precincts			Voters		
Counted	Total	Percent	Ballots	Registered	Percent
116	116	100.00%	84,600	132,601	63.80%

Choice	Party	Absentee Voting		Early Voting		Election Day Voting		Total	
CRISTIAN VILLARREAL	REP	1,678	100.00%	47,920	100.00%	13,639	100.00%	63,237	100.00%
	Cast Votes:	1,678	100.00%	47,920	100.00%	13,639	100.00%	63,237	100.00%
	Undervotes:	969		16,116		4,278		21,363	
	Overvotes:	0		0		0		0	

**COUNTY COMMISSIONER PRECINCT 1**

Precincts			Voters		
Counted	Total	Percent	Ballots	Registered	Percent
20	20	100.00%	25,772	37,420	68.87%

Choice	Party	Absentee Voting		Early Voting		Election Day Voting		Total	
BENTLEY NETTLES	REP	487	100.00%	15,309	100.00%	4,188	100.00%	19,984	100.00%
	Cast Votes:	487	100.00%	15,309	100.00%	4,188	100.00%	19,984	100.00%
	Undervotes:	265		4,474		1,049		5,788	
	Overvotes:	0		0		0		0	

**COUNTY COMMISSIONER PRECINCT 3**

Precincts			Voters		
Counted	Total	Percent	Ballots	Registered	Percent
17	17	100.00%	19,650	31,046	63.29%

Choice	Party	Absentee Voting		Early Voting		Election Day Voting		Total	
FRED BROWN	REP	370	70.61%	9,203	70.69%	2,260	65.47%	11,833	69.63%
MIKE SOUTHERLAND	LIB	154	29.39%	3,815	29.31%	1,192	34.53%	5,161	30.37%
	Cast Votes:	524	100.00%	13,018	100.00%	3,452	100.00%	16,994	100.00%
	Undervotes:	112		1,974		570		2,656	
	Overvotes:	0		0		0		0	

\*\*\* End of report \*\*\*